

Emax280

Electric Surgical Table



Configurations



Our objective is to create a better operating room environment by providing high quality products. To achieve this, Mediland has an impressive 30-year research and development experience in O.R. field. Our R&D activities have been organized and focused on the development of surgical tables, surgical lights and other O.R. equipment. We continually strive to offer convenience to medical personnel and safety to the patient during surgical operations.

The launch of Emax280 electric surgical table is for the use in a full range of surgeries. The main feature of the Emax280 relates to optimizing the use of stainless steel- the material which is easily cleaned and resists all kinds of chemicals and disinfectants used in the O.R. A stylish slider base cover, a compact and ergonomic structure looks as good as it feels and is unbeatable for comfort. Four modular models of the Emax280 deliver value for choice to meet various surgical requirements.

SAFE · STABLE · RELIABLE
It's the Emax280

Features \ Model	Classic	Plus	Advantage	Elegance
Built-in Batteries	V	V	V	V
Carbon Fiber Kidney Elevator		V	V	V
Electrical Sliding			V	V
Auto-leveling	optional	optional	optional	optional

Head section can be up-down adjusted manually.



Carbon fiber kidney elevator (Plus/Advantage/Elegance models) ensures the full radiolucent coverage of the tabletop. The material reduces radiation exposure during kidney operation.



Cassette tunnel beneath the tabletop facilitates X-ray photographing.

Antistatic pressure management mattresses are standard accessories of the table.



Detachable leg sections are supported by gas springs.

All electro-hydraulic table movements can be operated by the hand control.



The auxiliary control provides a back-up control of the table.

Column and base cover are made of stainless steel for easy cleaning.

4 electrically conductive casters beneath the base allow easy relocation of the table.



The Emax280 series can be safety locked on a flat or slightly uneven surface.

Applications

General Surgery

The Emax280 series has excellent stability for general surgeries such as conventional cholecystectomy and thoracic surgeries.



Struma and Neck Surgery

Head section can be adjusted manually for facilitating struma and neck surgery.



Ophthalmic and Plastic Surgery

A Headrest for Plastic Operation (PA33.02) coupled to the back section provides wrist support for the surgeon.



Cardiovascular Surgery

Longitudinal sliding toward the head (Advantage/Elegance models) minimizes the need for C-arm maneuvering during cardiovascular surgery.



An optional Back Section Extender (PA63.02) is also available to increase the C-arm coverage.



ENT Surgery

Fowler's position gives optimum patient comfort during ENT surgery.



Neurosurgery (Sitting position)

The patient's head can be stabilized on a Sitting Headrest (PA30.02) in sitting position. Longitudinal sliding toward head helps enhance surgeon comfort.




Neurosurgery (Supine position)

The patient's head can be placed on a Horseshoe Headrest (PA13.02) for approaches to the posterior cranial fossa.

Longitudinal sliding toward the head allows plenty of legroom for the surgeon.



Neurosurgery (Prone position)



An Adjustable Headrest Adapter (PA42.02) allows the use of Mayfield / DORO skull clamp.

Nephrectomy Surgery

The integrated kidney elevator (Plus / Ad-vantage / Elegance models) can be raised up to 12cm by the means of a manual crank for the convenience of surgical positioning during nephrectomy surgery.



Urology / Gynecology Surgery

Leg sections can be removed easily or split horizontally. For some cases where imaging is required, longitudinal sliding toward the foot (Advantage/Elegance models) provides optimal C-arm coverage.



Spinal Surgery

The Dorsal Operation Pad (PA27.01) supports the patient's body and gives sufficient room beneath the abdominals for respiration.



Rectal Surgery

Kraske/jack-knife position allows easy access to the surgical site.



Orthopedic Surgery

Hip Pinning

The Orthopedic Extension (PA700.03) can be easily installed to the Emax280 base. The floor stands of the device provide the utmost stability and unrestricted imaging access.



Tibia / Fibula Nailing



Lateral I.M. Nailing

Shown with the use of optional Lateral Accessories (A625).



Shoulder Surgery

A light-weight Shoulder Attachment (PA54.02) is available for shoulder surgery in reverse patient orientation.



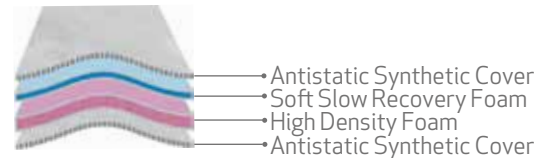
Key Features

General Construction

- A 4-section tabletop provides flexibility for various kinds of surgeries.
- Tabletop is made of radio-translucent material, bakelite.
- Built-in 14" cassette tunnel beneath the tabletop.
- Column and base cover are made of stainless steel.
- Casters and mattresses are electrically conductive.
- Electro-hydraulic systems for adjustments of height, Trendelenburg/ Reverse Trendelenburg, lateral tilt, back section, longitudinal sliding (Advantage/Elegance models) and auto-leveling(optional).
- Longitudinal sliding (Advantage/Elegance models) toward the head and foot ends can be achieved by the use of the hand control or auxiliary control.
- Head and leg sections can be adjusted, attached or removed manually. Gas springs enable adjustments and provide support to the leg sections.
- Manual articulation mechanisms for adjustments of the head section, leg section and floor lock; and for the kidney elevator(Plus/Advantage/Elegance models).

Table Mattresses

The mattresses are all 6 cm thick and are made of antibacterial and antistatic materials. The foam inside of the mattresses manages pressure underneath the patient to alleviate the risk of bedsores. Latex-free materials are used to avoid allergies associated with some patients.



Power Supply

The Emax280 is electrically powered by AC.

- Input Voltage: 100/240 VAC, 50/60 Hz
- Input Power: 400W

Table Adjustment Control

The Emax280 series positioning can be controlled by a hand control or an auxiliary control unit. The system is designed to cut off power to the hand control software after 70 seconds of inactivity to prevent accidental table movements. An optional Foot Control (PA28.02) allows for the adjustment of height, lateral tilt and Trendelenburg / Reverse Trendelenburg. To use the auxiliary control unit, press the enabling key and initiate a table movement by pressing the desired buttons.

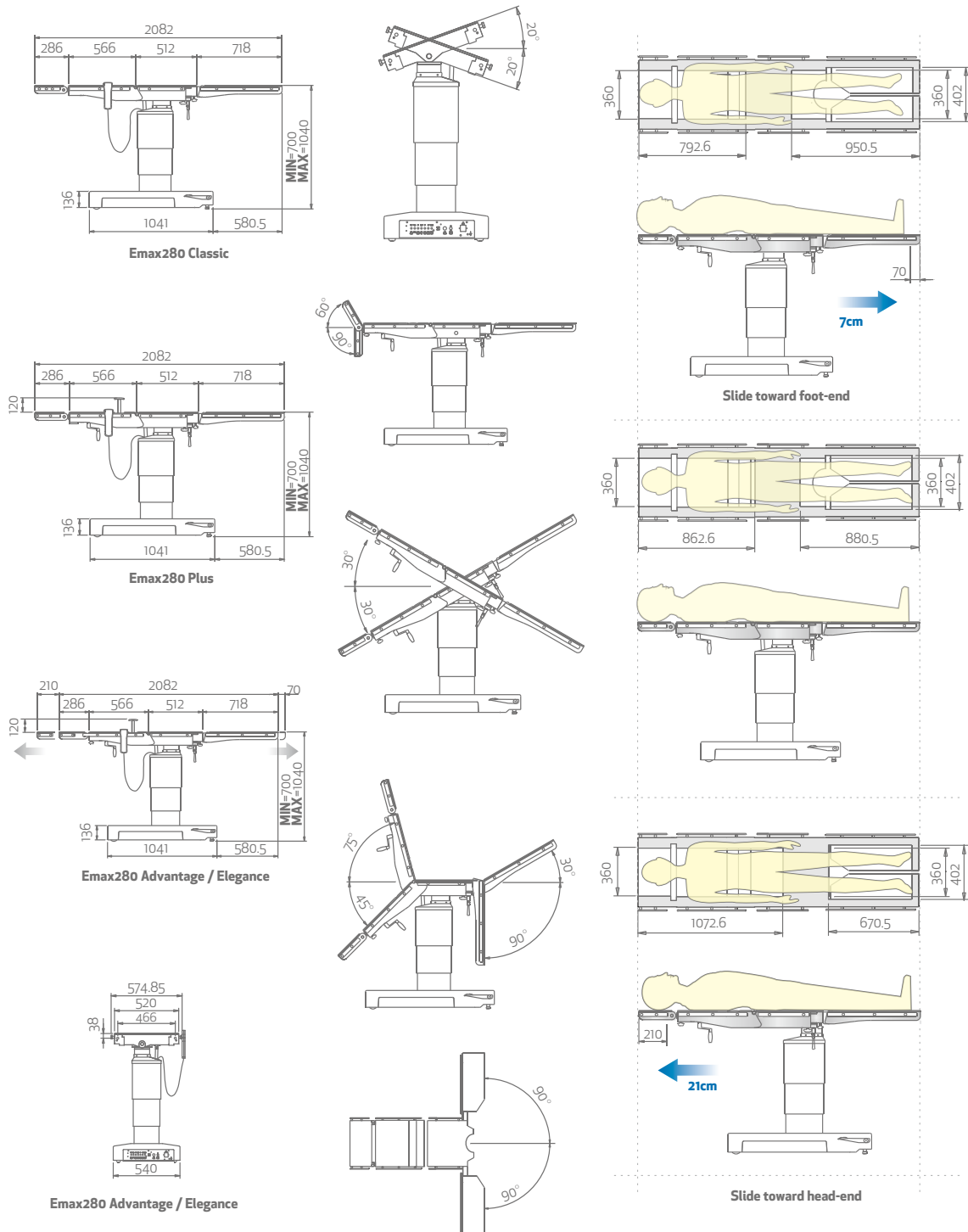
Technical Specifications

Technical Specifications	
Table Length	2082 mm
Table Width (Without side rails)	520 mm
Table Height (Without mattress)	700 ~ 1040 mm
Trendelenburg / Reverse Trendelenburg	30° / 30°
Lateral Tilt (L / R)	20° / 20°
Head (Up / Down)	60° / 90°
Back (Up / Down)	75° / 45°
Leg (Up / Down)	30° / 90°
Leg (Open, 2 Pieces)	0° ~ 180°
Kidney Elevator	0 ~ 120 mm
Longitudinal Sliding (Head / Foot)	210 mm / 70 mm
Weight Capacity	273 kg/ 600 lbs.
Weight Capacity (Include table articulation and sliding)	218 kg/ 480 lbs.

Note: For more information, please contact your local Mediland sales representatives.

Accessories

PA01.01	Radial Setting Clamp for EUR Side Rail	PA31.05	Pelvic Section Extender with US Side Rail
PA01.02	Radial Setting Clamp for US Side Rail	PA31.06	Pelvic Section Extender with EUR Side Rail
PA02.01	Flat Bar Clamp for EUR Side Rail	PA33.02	Headrest for Plastic Operation
PA02.02	Flat Bar Clamp for US Side Rail	PA35.21	Pressure Management Mattress for Emax300
PA03.01	Anesthesia Screen	PA36.01	Transfer Board
PA04.01	Shoulder Brace (Left)	PA39.01	Radial Setting Clamp for US and EUR Side Rail
PA05.01	Shoulder Brace (Right)	PA42.02	Adjustable Headrest Adapter
PA06.02	Armboard for US Side Rail	PA46.01	Lithotomy Legholder
PA06.03	Armboard for EUR Side Rail	PA48.01	Carbon Fiber Armboard for US Side Rail
PA07.01	Lateral Brace	PA48.02	Carbon Fiber Armboard for EUR Side Rail
PA08.02	Leg Holder	PA49.01	Laminate Armboard for US Side Rail
PA09.01	Foot Rest (Left)	PA49.02	Laminate Armboard for EUR Side Rail
PA10.01	Foot Rest (Right)	PA54.02	Shoulder Attachment
PA11.01	Restraint Strap	PA63.02	Back Section Extender
PA12.01	Infusion Stand with Two Hooks	PA84.01	25cm Table Width Extender for US Side Rail
PA12.02	Infusion Stand with Four Hooks	PA84.02	25cm Table Width Extender for EUR Side Rail
PA13.02	Horseshoe Headrest	PA85.01	45cm Table Width Extender for US Side Rail
PA14.01	Upper Arm Support	PA85.02	45cm Table Width Extender for EUR Side Rail
PA15.01	Proctology Attachment	PA113.01	Wristlet
PA16.02	Drain Pan	PA114.01	Anesthesia Screen with Suspended Arm Strap
PA17.01	Accessory Trolley for US Side Rail	PA115.01	Pad under Neck
PA17.02	Accessory Trolley for EUR Side Rail	PA116.01	Semi Circular Shaped Pad
PA27.01	Dorsal Operation Pad	PA123.01	Instrument Tray
PA28.02	Foot Control	PA700.03	Orthopedic Extension (5cm Mattress) for Emax300
PA29.01	Microscopic Operation Frame for Hand Operation for US Side Rail		
PA29.02	Microscopic Operation Frame for Hand Operation for EUR Side Rail		
PA29.03	Microscopic Operation Frame for Hand Operation (Rectangular Type) for EUR Side Rail		
PA29.04	Microscopic Operation Frame for Hand Operation (Rectangular Type) for US Side Rail		
PA30.02	Sitting Headrest		



Unit:mm



**Mediland Enterprise Corporation
Headquarters**

No.75, Wenhwa 1st Rd., Guishan Dist.,
Taoyuan City 33382, Taiwan, R.O.C.

Phone 886-3-328-9140
Fax 886-3-328-8881

international@mediland.com.tw
www.mediland.com.tw

Branch

No.29, Qinhuai Rd., Nanjing Jiangning Economic &
Technological Development Zone, China

Phone 86-25-5791-8595
Fax 86-25-5791-8590



Printed in Taiwan, Sep. 2015 All rights reserved.
Mediland Catalogue Ref. No. M2015Sep-E-03-V1